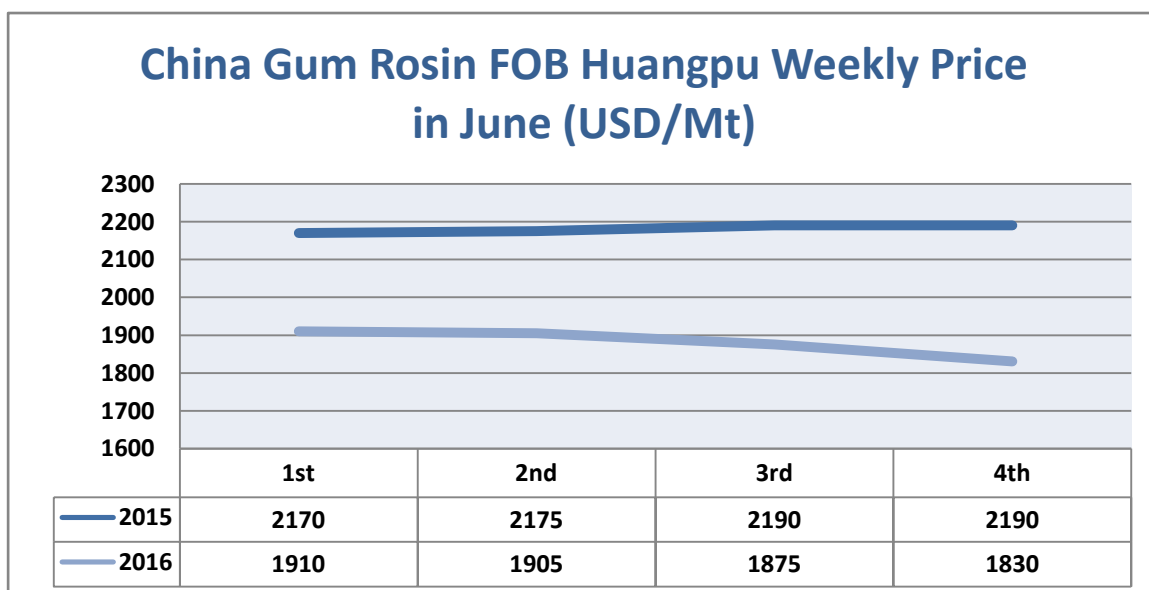
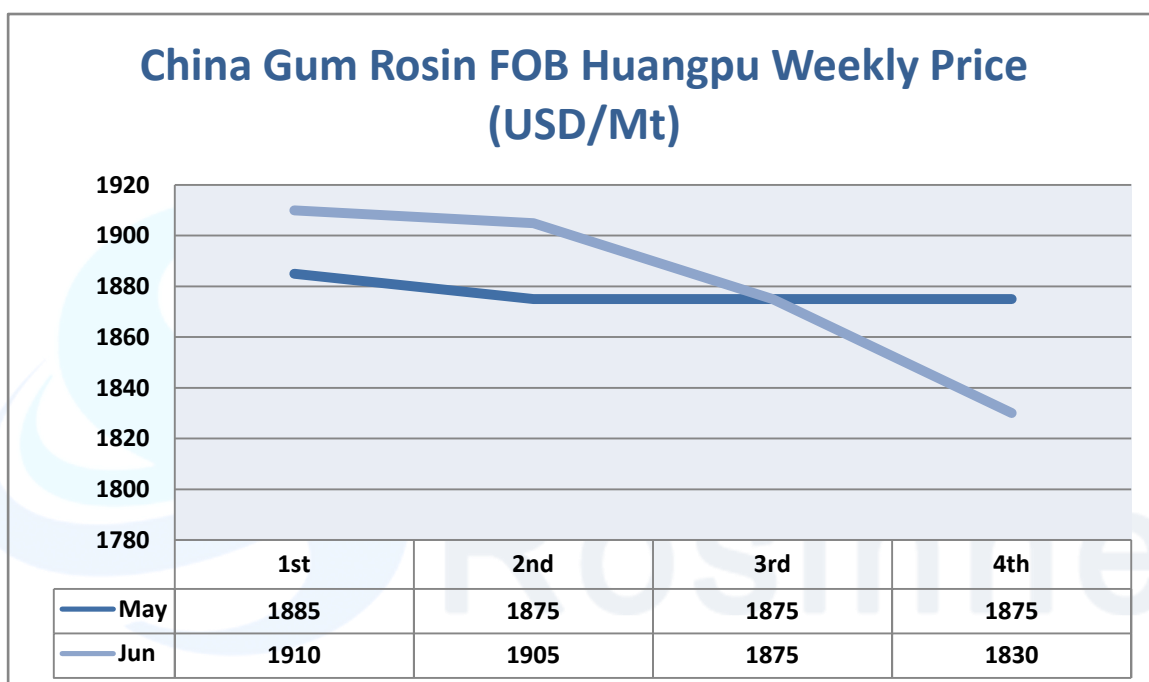


## China Gum Rosin and Turpentine Market Monthly Report (Jun, 2016)

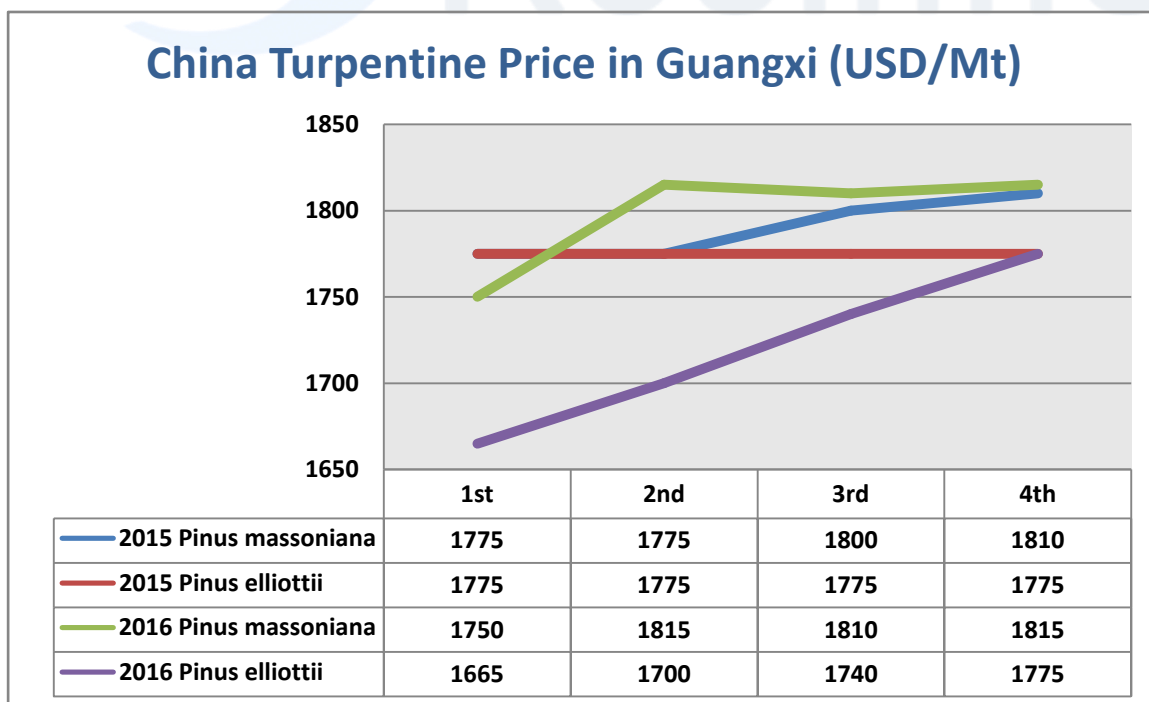
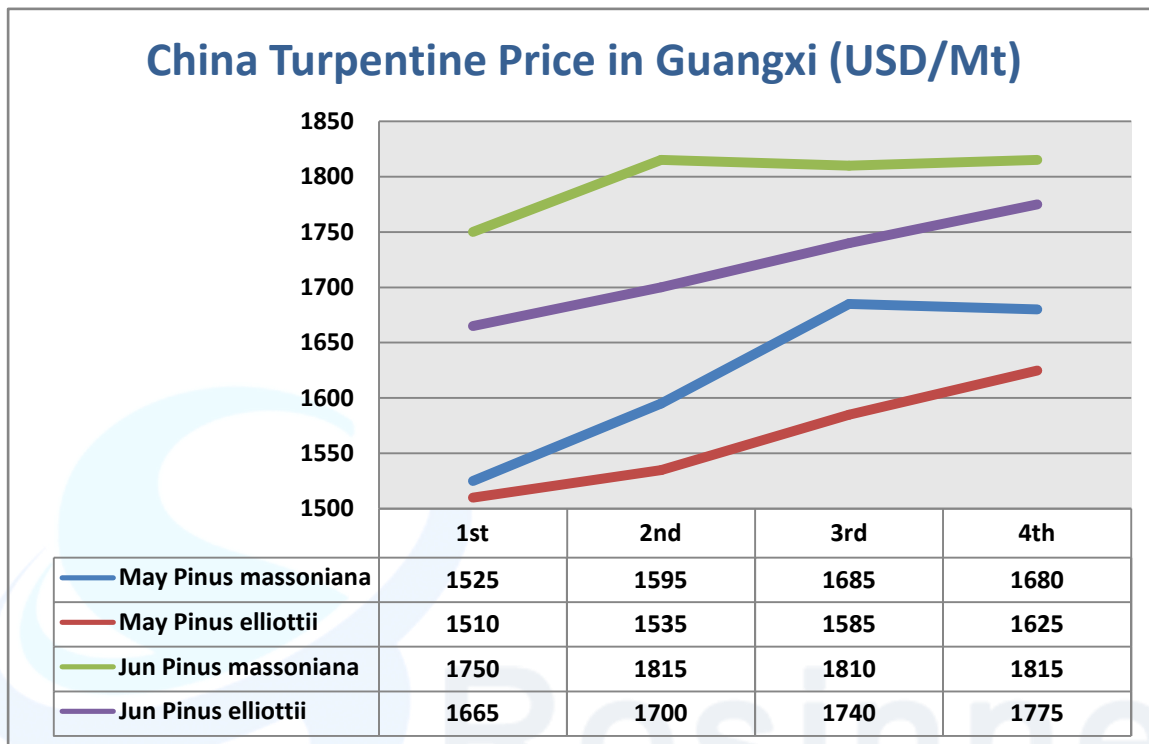
### ● Gum Rosin Market in June

With new tapping season going on across main production regions in China, China gum rosin price went on downward trend gradually after reaching the highest point at 1910USD/Mt at the begging of June. Average price fell by about 80USD per ton during the month which went on downward trend earlier than the same period of that of 2015. FOB Huangpu price is as follows:



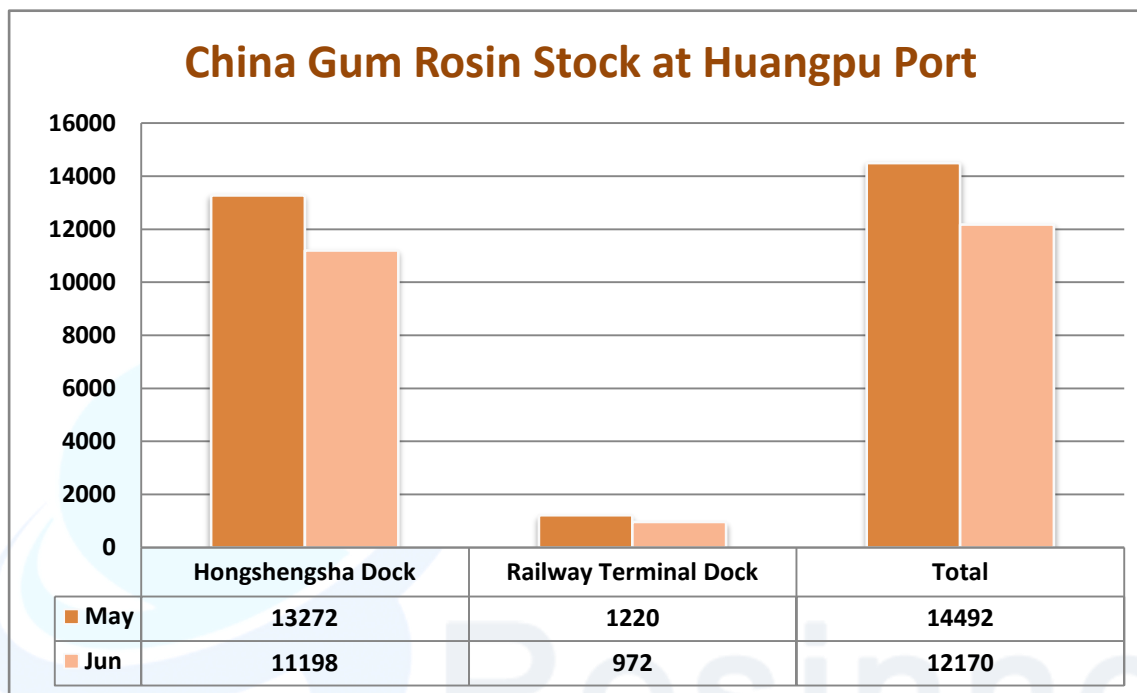
● Gum Turpentine Market in June

China gum turpentine market went on upward trend in June although new tapping season had begun which is quite different from gum rosin. Turpentine supply on spot market kept at a low level which supported turpentine price. Pinus massoniana turpentine price has already run above that in 2015 and Pinus elliottii turpentine price is catching up as well. Average turpentine price raised by 100 to 200USD per ton compared of that in May. Price trend of turpentine in Guangxi is as follows:



### ● Gum Rosin Stock at Huangpu Port

Because Yunnan had entered into off season so that gum rosin transported to the railway terminal dock at Huangpu port is decreasing. With old gum rosin stock being consumed and few new season gum rosin arrived spot market, gum rosin stock at Huangpu port went on decreasing number in June. Gum rosin stock changes are as follows:



### ● China Gum Rosin, Turpentine and Derivative Products Export Situation

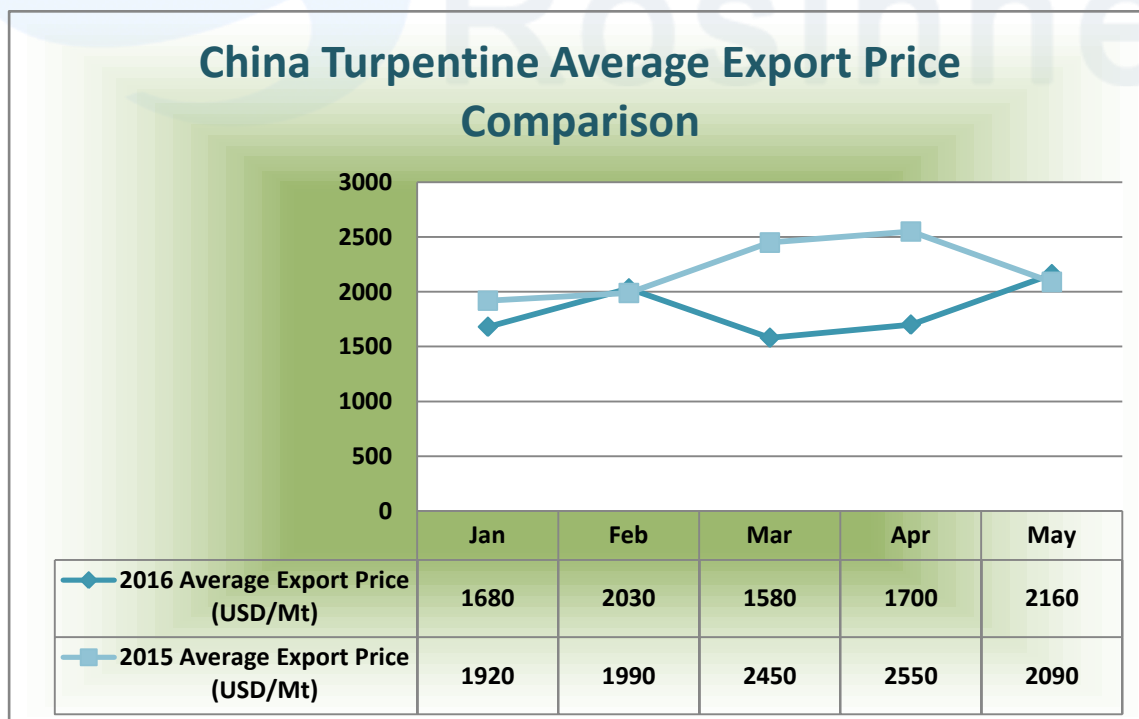
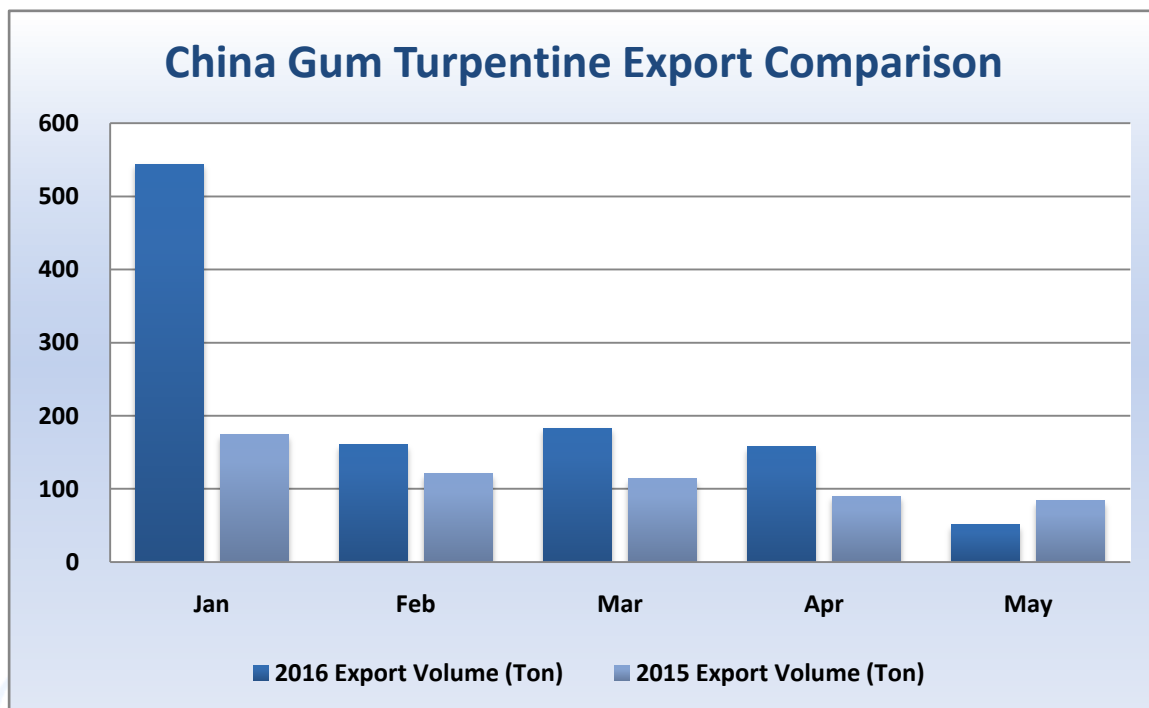
China gum rosin export volume in May fell by 2.32% compared with that in 2015 and average export price fell by 21.07%. However, it rose by 31.64% and 0.53% compared with April in volume and average export price respectively. Details are as follows:



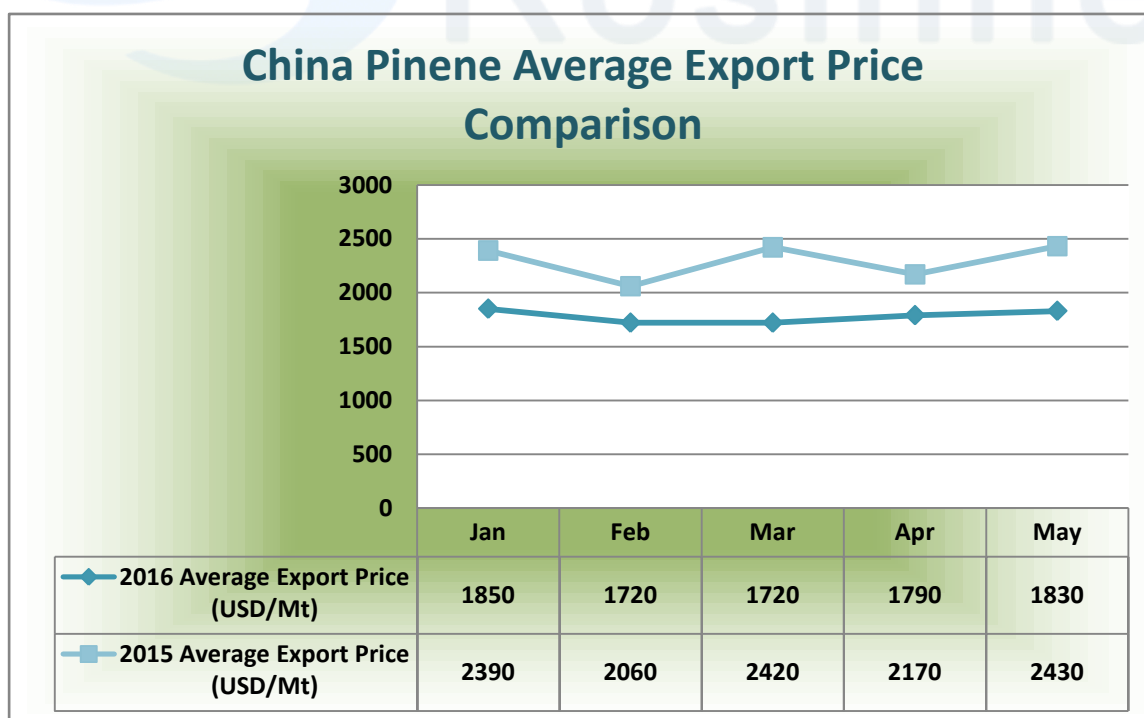
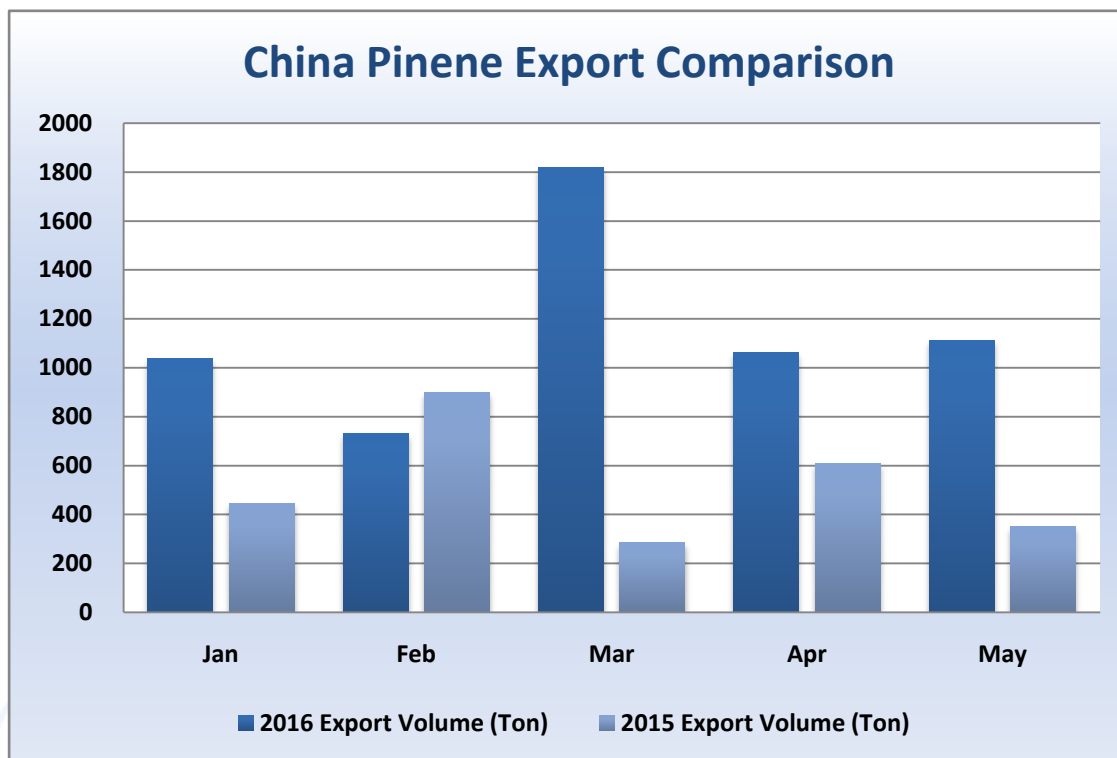
## Export Company Ranking List of Gum Rosin in May (Top 10)

| Ranking | Company  | Export Value (USD) | Ratio  | Export Quantity (Ton) | Ratio  |
|---------|--|--------------------|--------|-----------------------|--------|
| 1       | Shangrao Yuanzehong Trading Co., Ltd   | 3491520            | 29.26% | 1952.8                | 31.21% |
| 2       | 3414960908   | 1769580            | 14.83% | 853.2                 | 13.64% |
| 3       | Shishi Misheng Trading Co., Ltd  | 1567757            | 13.14% | 758.7                 | 12.13% |
| 4       | Jinggu Forest Chemical Co., Ltd<br><a href="http://www.rosineb.com/qypage/jglh/index_en.htm">http://www.rosineb.com/qypage/jglh/index_en.htm</a><br>86-879-5220888 | 981730             | 8.23%  | 540                   | 8.63%  |
| 5       | Dashan Chemicals (Guangzhou) Imp.& Exp. Ltd.<br><a href="http://www.dashanchem.cn/en/#">http://www.dashanchem.cn/en/#</a><br>86-20-38773759                        | 941328             | 7.89%  | 529.2                 | 8.46%  |
| 6       | 3601260105   | 526176             | 4.41%  | 255.6                 | 4.08%  |
| 7       | Guizhou Nanhaiyang Trading Co., Ltd  | 437260             | 3.66%  | 216                   | 3.45%  |
| 8       | ARAKAWA CHEMICAL(CHINA),LTD<br><a href="http://www.arakawachem.com.cn/index.php">http://www.arakawachem.com.cn/index.php</a><br>86-21-62375326                     | 412506             | 3.46%  | 216                   | 3.45%  |
| 9       | 50122604YD   | 335808             | 2.81%  | 162                   | 2.59%  |
| 10      | Nanning Songhao Forest Chemical Co., Ltd<br>86-771-5766115   | 234360             | 1.96%  | 126                   | 2.01%  |

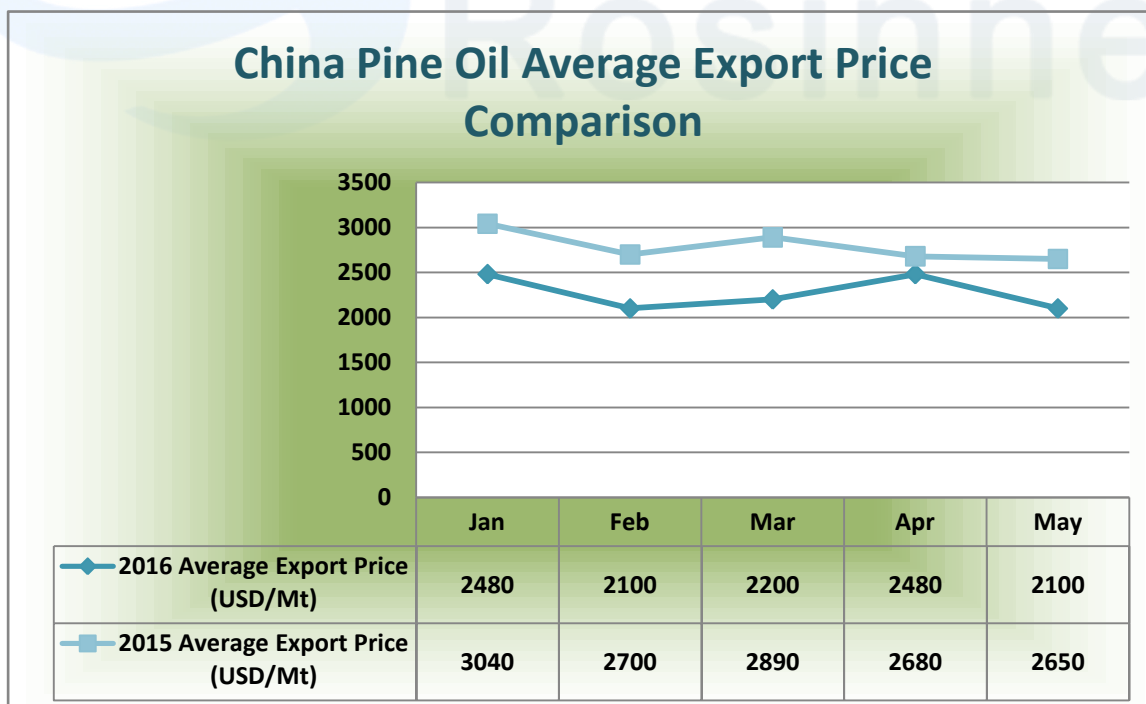
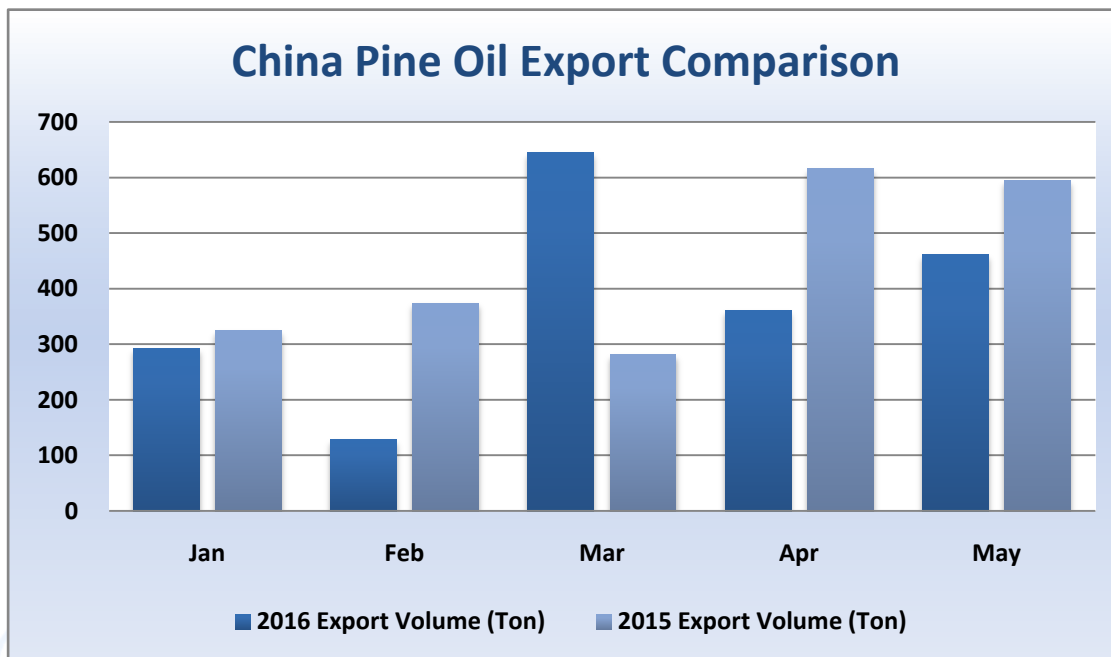
China gum turpentine export volume in May fell by 39.26% compared with that in 2015 but average export price rose by 3.35%. It fell by 67.76% but rose by 27.06% compared with April in volume and average export price respectively.



China pinene export volume in May rose by 215.62% compared with that in 2015 but average export price fell by 24.69%. It rose by 4.76% and 2.23% compared with April in volume and average export price respectively.

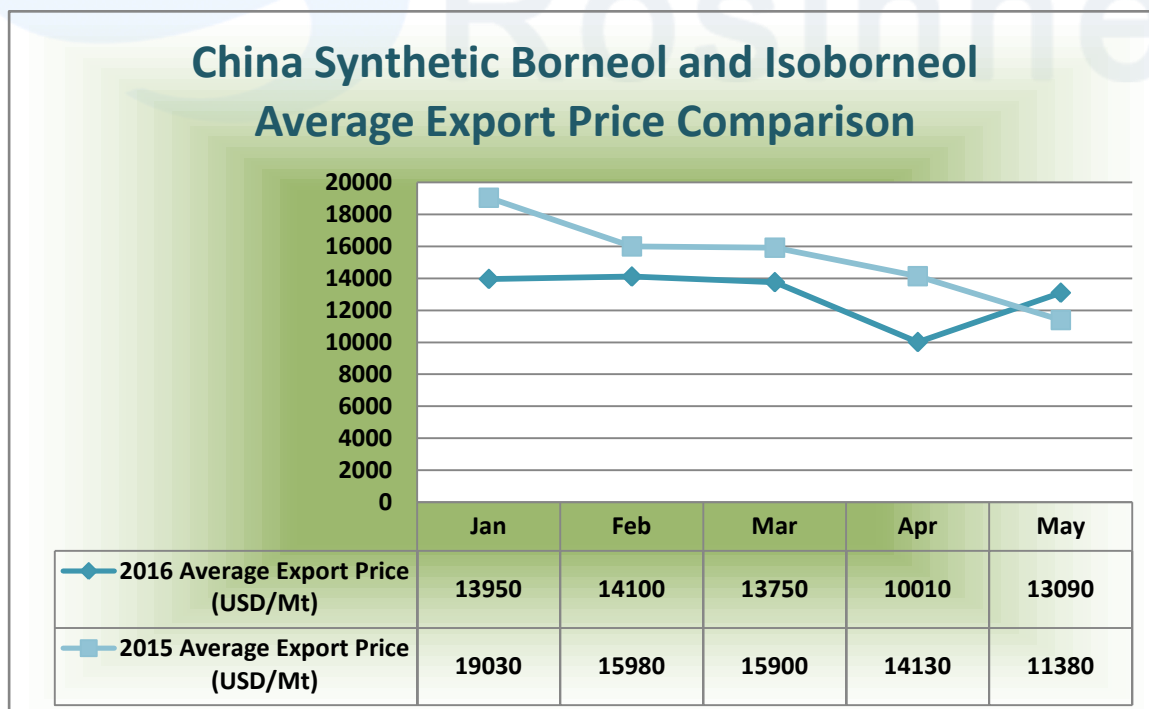
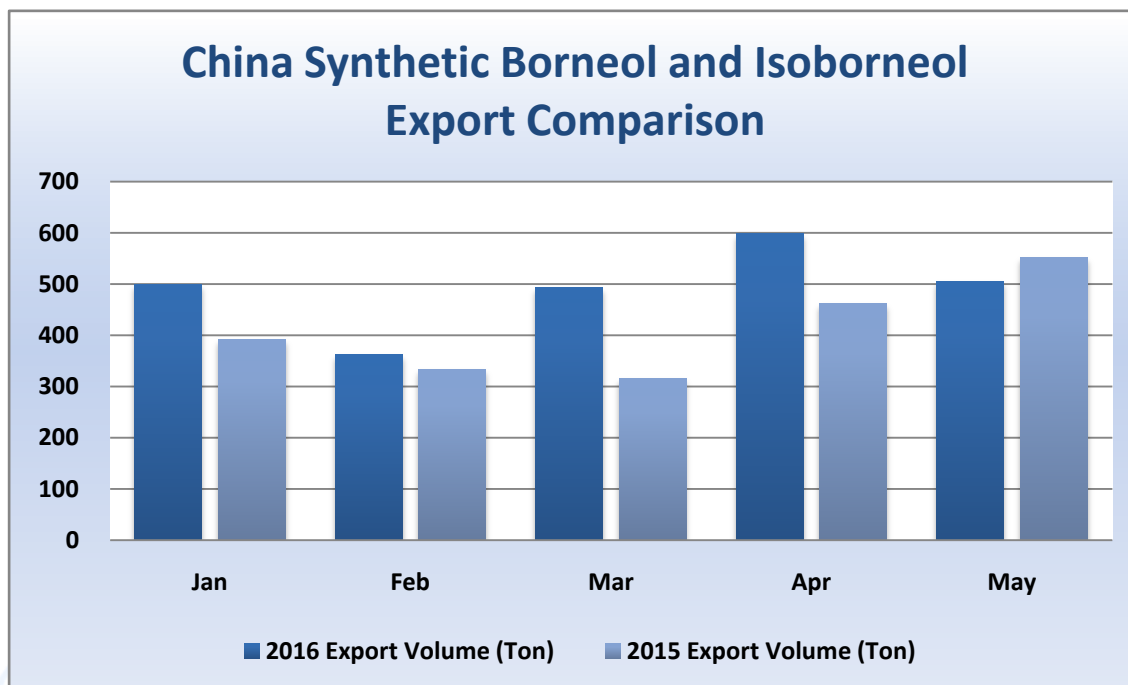


China pine oil export volume in May fell by 22.27% compared with that in 2015 and average export price fell by 20.75%. It rose by 28.37% but fell by 15.32% compared with April in volume and average export price respectively.

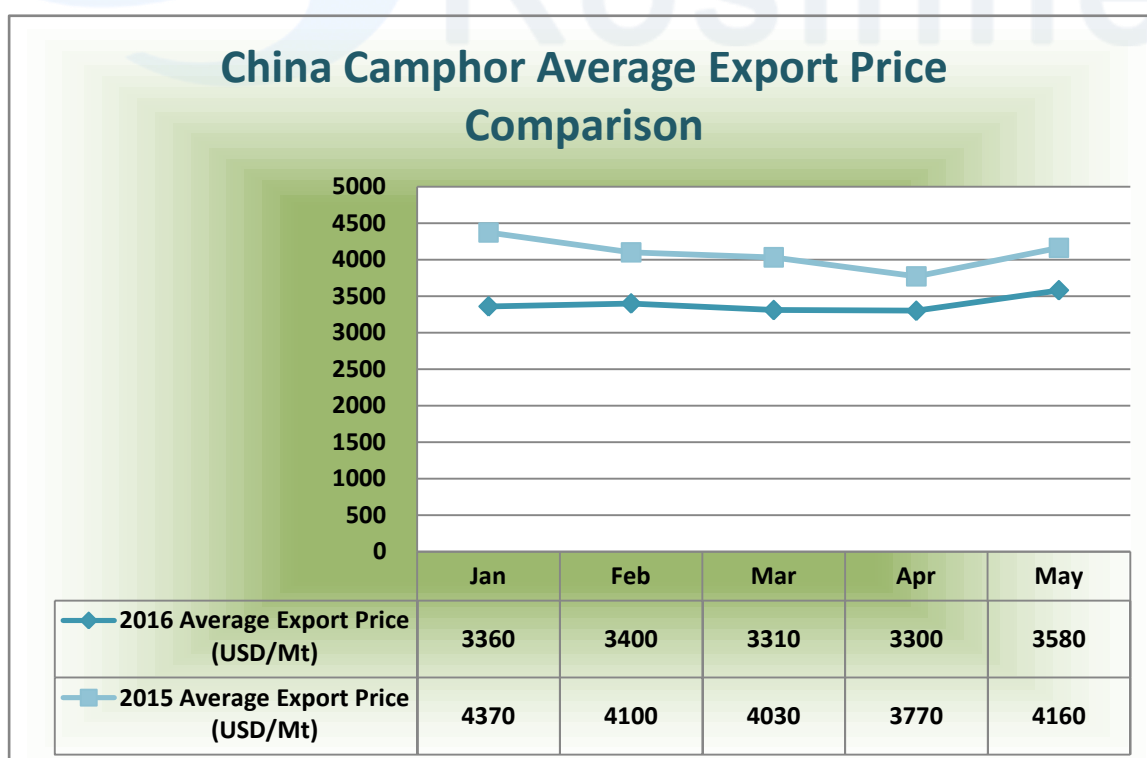
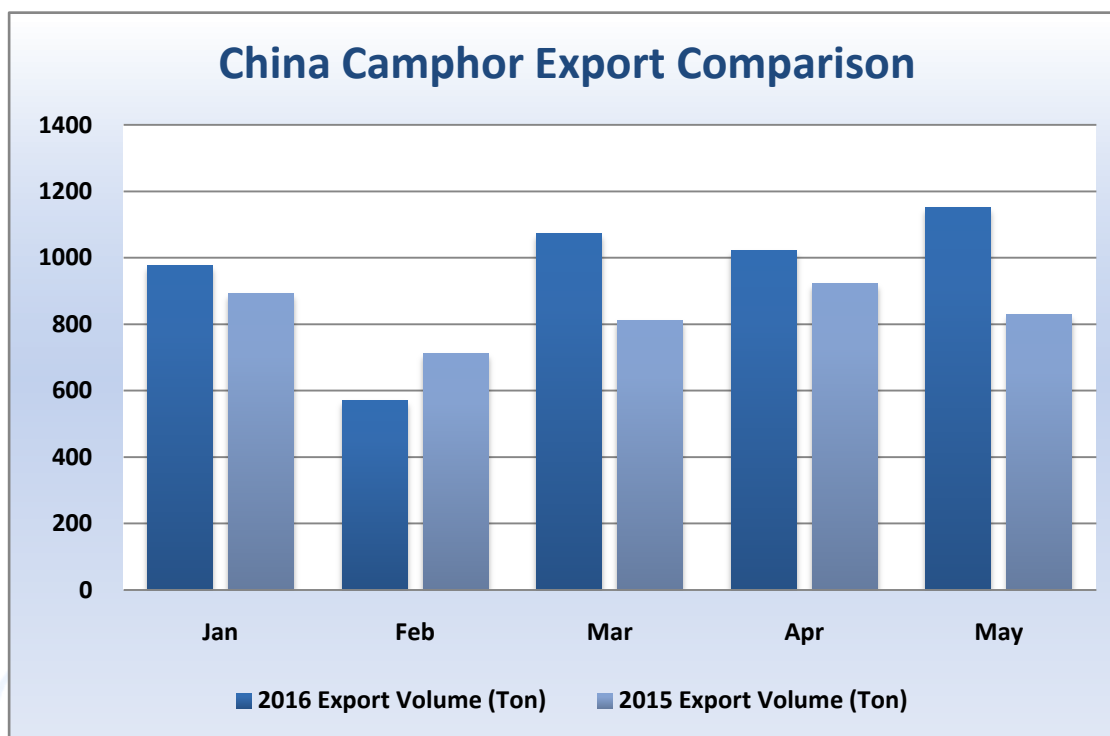




China Synthetic Borneol and Isoborneol export volume in May fell by 8.47% compared with that in 2015 but average export price rose by 15.03%. It fell by 15.06% but rose by 30.77% compared with April in volume and average export price respectively.



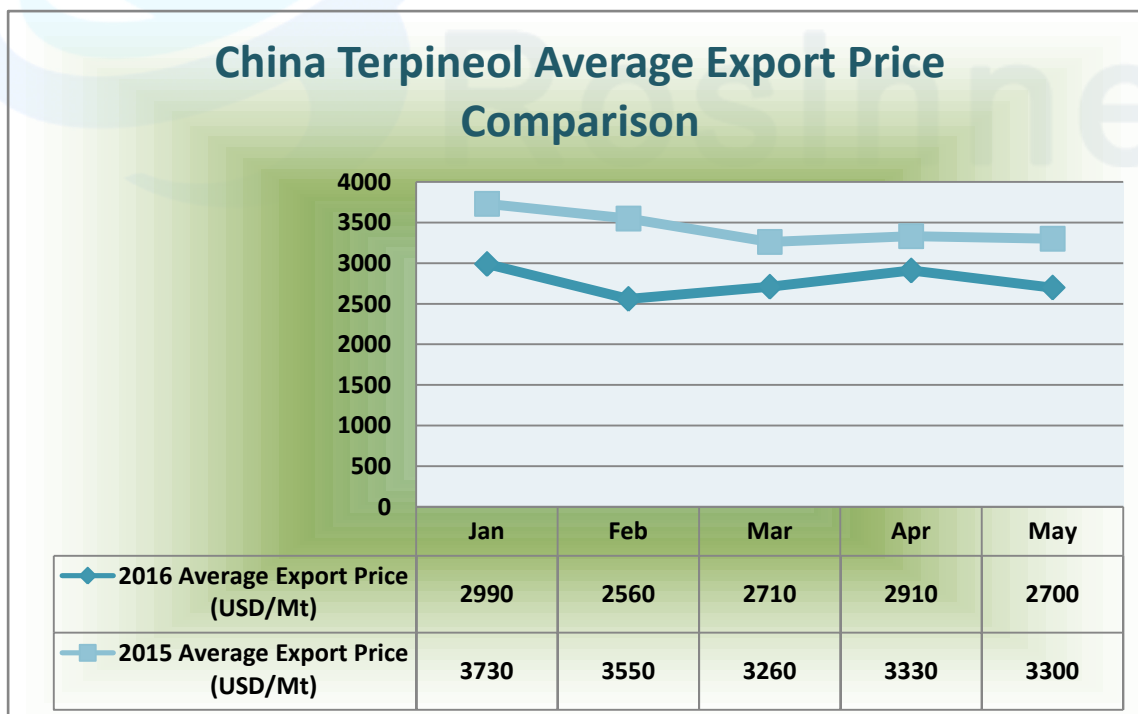
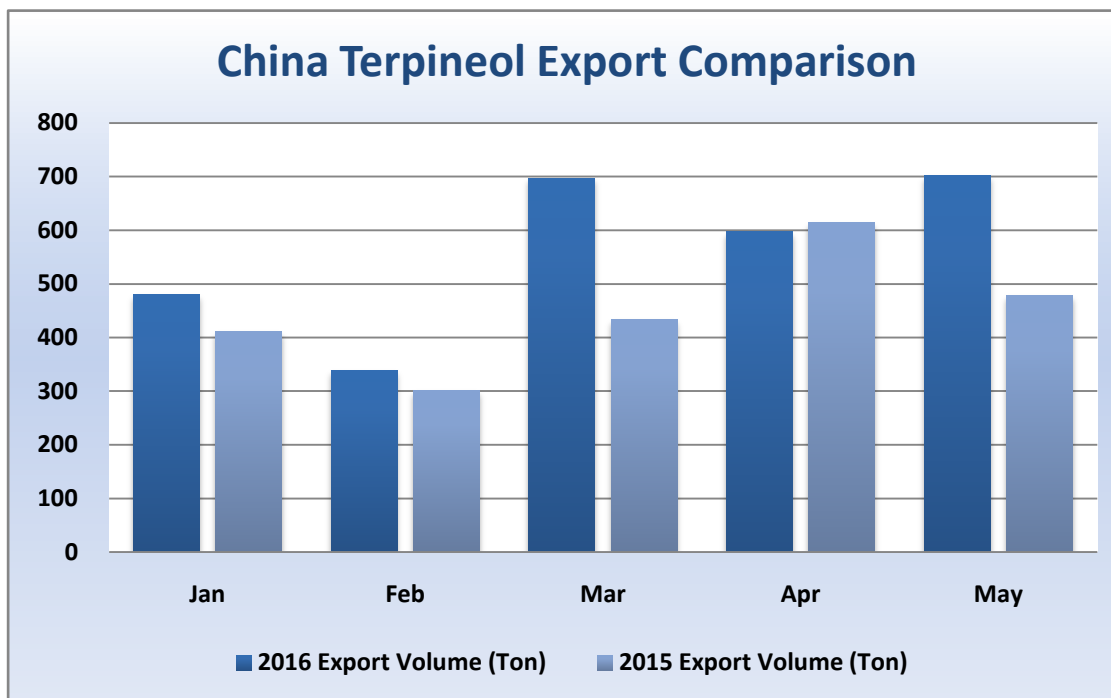
China camphor export volume in May rose by 38.69% compared with that in 2015 but average export price fell by 13.94%. It rose by 12.72% and 8.48% compared with April in volume and average export price respectively.



## Export Company Ranking List of Camphor in May (Top 10)

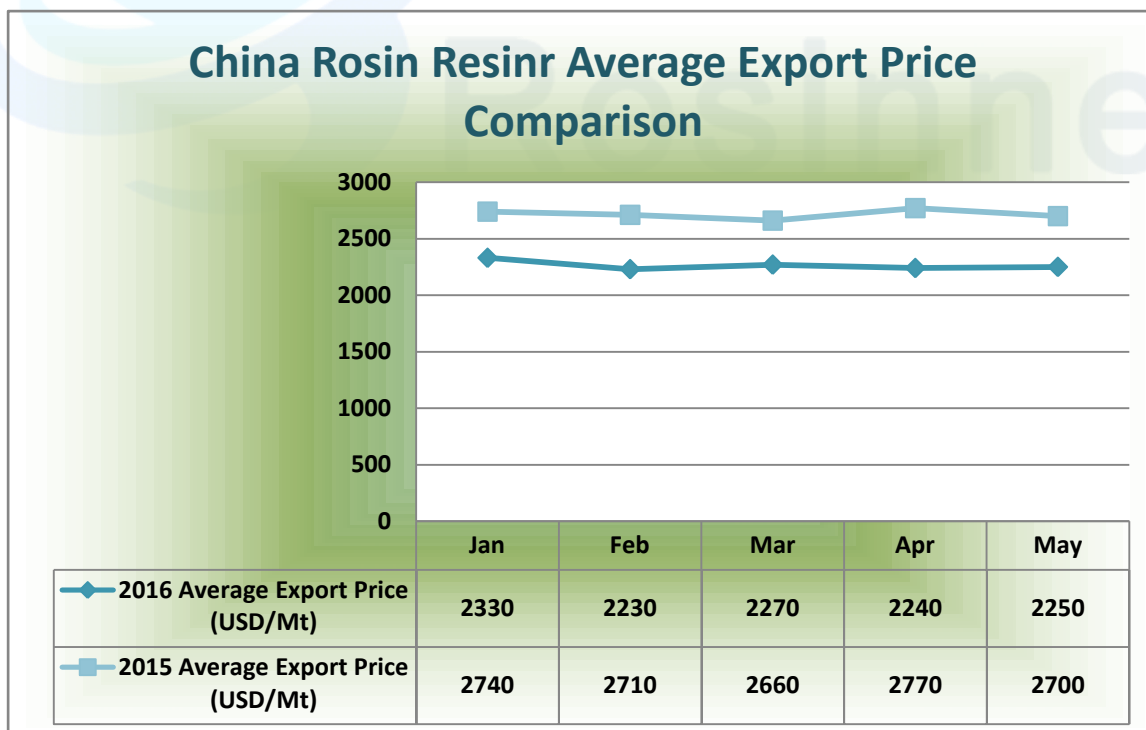
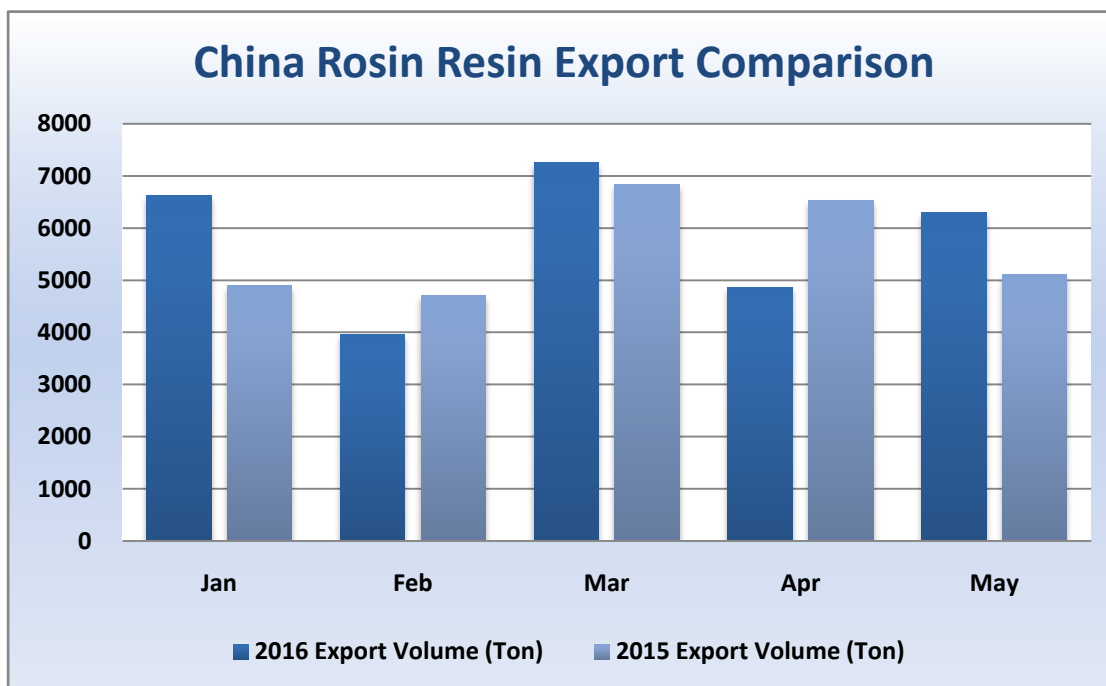
| Ranking | Company   | Export Value (USD) | Ratio  | Export Quantity (Ton) | Ratio  |
|---------|---|--------------------|--------|-----------------------|--------|
| 1       | Fujian Green Pine Co., Ltd.<br><a href="http://www.greenpine.cc/index.asp?lang=en">http://www.greenpine.cc/index.asp?lang=en</a><br>86-599-5840016                            | 1765195            | 42.82% | 602.25                | 52.35% |
| 2       | Suzhou Chempest Import and Export Co., Ltd<br><a href="http://suzhouchempest.com/en/">http://suzhouchempest.com/en/</a><br>86-512-62927330                                    | 659002             | 15.99% | 209.14                | 18.18% |
| 3       | YZL (Beijing) International Trade CO.,LTD<br><a href="http://www.yzlint.com/">http://www.yzlint.com/</a><br>86-10-64896262  | 265496             | 6.44%  | 41.097                | 3.57%  |
| 4       | Wuzhou Huangpu Chemical Pharmaceutical Co., Ltd<br><a href="http://eng.wzhphg.com/">http://eng.wzhphg.com/</a><br>86-774-2063281  | 159865             | 3.88%  | 56200                 | 4.89%  |
| 5       | Jiangsu Dahua Pharmaceutical Co., Ltd.<br><a href="http://gmpcamphor.com/english/index.asp">http://gmpcamphor.com/english/index.asp</a><br>86-517-85799906                    | 154129             | 3.74%  | 7200                  | 0.63%  |
| 6       | Enscent (Beijing) Trading Co., LTD.<br><a href="http://www.enscent.cn/_d1479.htm">http://www.enscent.cn/_d1479.htm</a><br>86-10-58818147                                      | 123620             | 3.00%  | 12000                 | 1.04%  |
| 7       | Jiangxi East Flavor&Fragrance Co.,Ltd<br><a href="http://www.jxyst.com/template/about_en.html">http://www.jxyst.com/template/about_en.html</a><br>86-794-5294192              | 110385             | 2.68%  | 11000                 | 0.96%  |
| 8       | Shanghai HuaYi Group HuaYuan Chemical Industry Co., Ltd.<br><a href="http://www.shhuayuan.com/pages/about.htm">http://www.shhuayuan.com/pages/about.htm</a><br>86-21-64377529 | 93960              | 2.28%  | 17774                 | 1.54%  |
| 9       | Xiaohua (Dalian) Trading Co., Ltd   | 91466              | 2.22%  | 13500                 | 1.17%  |
| 10      | Jiangsu High Hope International Group Corporation<br><a href="http://www.high-hope.com/html/ywb.html">http://www.high-hope.com/html/ywb.html</a><br>86-25-84691000            | 70028              | 1.70%  | 14600                 | 1.27%  |

China terpineol export volume in May rose by 47.06% compared with that in 2015 but average export price fell by 18.18%. It rose by 17.51% but fell by 7.22% compared with April in volume and average export price respectively.



China rosin resin export volume in May rose by 23.42% compared with that in 2015 but average

export price fell by 16.67%. It rose by 29.46% and 0.45% compared with April in volume and average export price respectively.

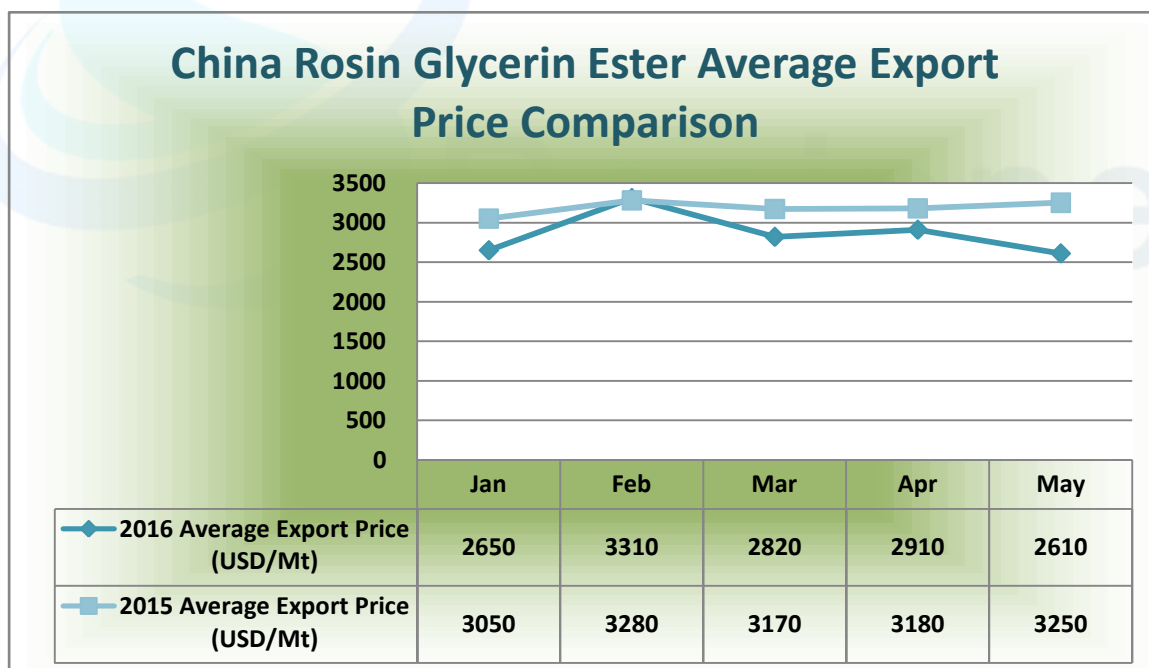
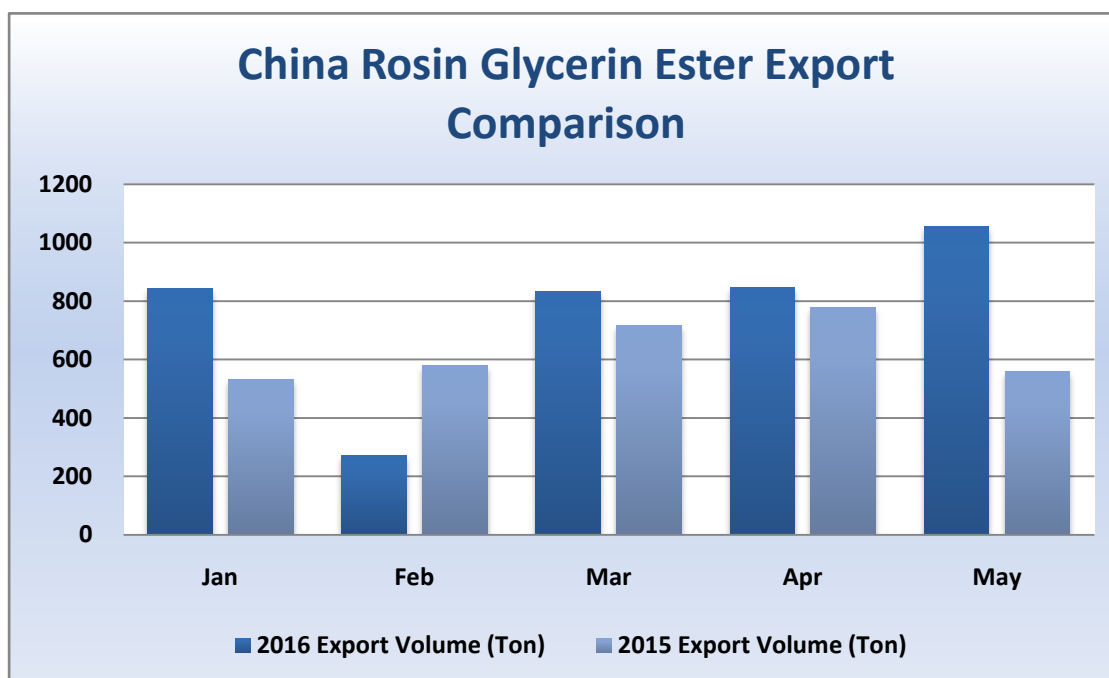


## Export Company Ranking List of Gum Rosin Resin in May (Top 10)

| Ranking | Company  | Export Value (USD) | Ratio  | Export Quantity (Ton) | Ratio  |
|---------|--|--------------------|--------|-----------------------|--------|
| 1       | Guangdong Komo Co., Ltd.<br><a href="http://www.komotac.com/en/index.html">http://www.komotac.com/en/index.html</a><br>86-20-87227858  | 2333395            | 16.48% | 1220.775              | 19.37% |
| 2       | Yunnan Tianlong Forest Chemical Co., Ltd<br>86-879-3209737   | 900190             | 6.36%  | 402.075               | 6.38%  |
| 3       | Yunnan Meisenyuan Forestry Technology Co., Ltd<br><a href="http://www.rosineb.com/msy/">http://www.rosineb.com/msy/</a><br>86-878-7716308                                    | 803802             | 5.68%  | 378                   | 6.00%  |
| 4       | Guangxi Wuzhou Arakawa Chemical Industries, Ltd<br><a href="http://www.gxwzarakawa.com.cn/En_AboutUs.asp">http://www.gxwzarakawa.com.cn/En_AboutUs.asp</a><br>86-774-3830388 | 675217             | 4.77%  | 249.525               | 3.96%  |
| 5       | Deqing Jixin synthetic Resin Co.,Ltd.<br><a href="http://www.jixin-resin.com/about_en/id/1.html">http://www.jixin-resin.com/about_en/id/1.html</a><br>86-758-7311382         | 666704             | 4.71%  | 349.5                 | 5.54%  |
| 6       | Laton Rosin Nanning Co., Ltd<br><a href="http://www.latonkorea.com/">http://www.latonkorea.com/</a><br>86-771-4518960  | 616885             | 4.36%  | 280.8                 | 4.45%  |
| 7       | Guangdong Native Produce Import & Export Group Co., Ltd.<br><a href="http://www.gdnp.com.cn/en/">http://www.gdnp.com.cn/en/</a><br>86-20-84479660                            | 599946             | 4.24%  | 270                   | 4.28%  |
| 8       | Wuzhou Sun Shine Forestry and Chemicals Co., Ltd.<br><a href="http://www.wssf.com/en/index.aspx">http://www.wssf.com/en/index.aspx</a><br>86-774-2678188                     | 594495             | 4.20%  | 232.55                | 3.69%  |
| 9       | Yinlong Industrial Co., Ltd<br><a href="http://www.dqylfc.com/">http://www.dqylfc.com/</a><br>86-758-7781945   | 545165             | 3.85%  | 286                   | 4.54%  |
| 10      | TOHO HUAJI CHEMICAL CO., LTD.<br><a href="http://www.toho-chem.co.jp/en/index.php">http://www.toho-chem.co.jp/en/index.php</a><br>86-758-5571650                             | 461063             | 3.26%  | 216.45                | 3.43%  |

China Rosin Glycerin Ester export volume in May rose by 88.5% compared with that in 2015 but average export price fell by 19.69%. It rose by 24.52% but fell by 10.31% compared with April in Guangxi Sinoinfo IT Co., Ltd   rosin@rosinnet.com

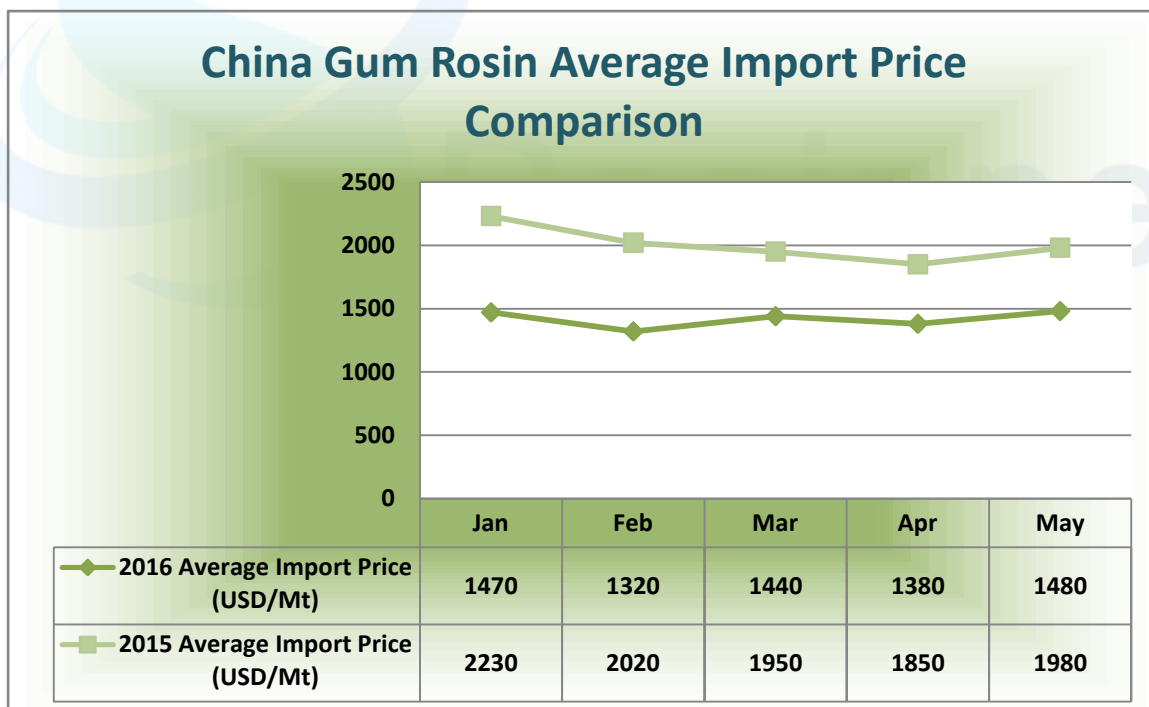
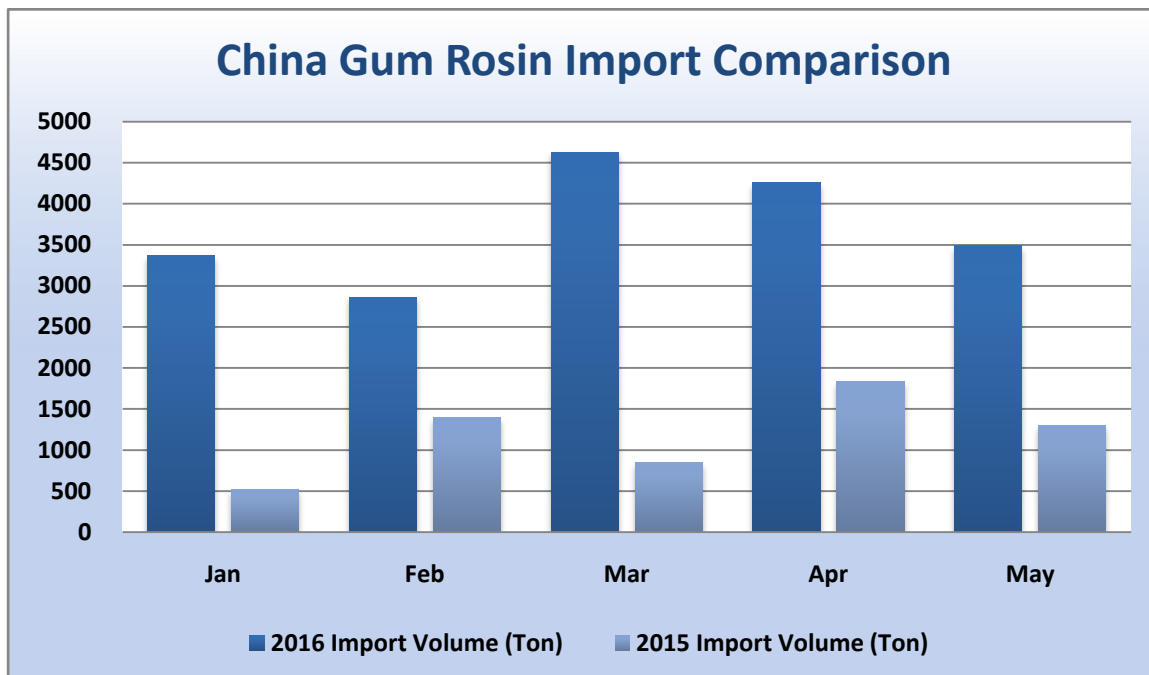
volume and average export price respectively.



● **China Gum Rosin Import Situation**

China gum rosin import volume in May rose by 168.47% compared with that in 2015 but average

export price fell by 25.25%. It fell by 17.94% but rose by 7.25% compared with April in volume and average export price respectively.





● Import Company Ranking List of Gum Rosin in May (Top 10)

| Ranking | Company  | Export Value (USD) | Ratio  | Export Quantity (Ton) | Ratio  |
|---------|--|--------------------|--------|-----------------------|--------|
| 1       | Guangdong Komo Co., Ltd.<br><a href="http://www.komotac.com/en/index.html">http://www.komotac.com/en/index.html</a><br>86-20-87227858  | 166683<br>2        | 32.19% | 1253                  | 35.91% |
| 2       | Wuzhou Sun Shine Forestry and Chemicals Co., Ltd.<br><a href="http://www.wssfc.com/en/index.aspx">http://www.wssfc.com/en/index.aspx</a><br>86-774-2678188                   | 693600             | 13.39% | 504                   | 14.44% |
| 3       | Yinlong Industrial Co., Ltd<br><a href="http://www.dqylfc.com/">http://www.dqylfc.com/</a><br>86-758-7781945   | 470400             | 9.08%  | 269                   | 7.70%  |
| 4       | Wuzhou Cayin Gum Ltd.<br><a href="http://cayingum.com.cn/en/about.aspx">http://cayingum.com.cn/en/about.aspx</a><br>86-774-3811388   | 429403             | 8.29%  | 315                   | 9.03%  |
| 5       | Finjetchemical Industries Ltd.<br><a href="http://www.finjetchemical.com/English/">http://www.finjetchemical.com/English/</a><br>86-774-2064616                              | 409344             | 7.90%  | 298                   | 8.55%  |
| 6       | Guangxi Jinxiu Songyuan Forest Products Co.,Ltd.<br><a href="http://www.gjxjxy.com/index_en.asp">http://www.gjxjxy.com/index_en.asp</a><br>86-772-6359576                    | 392364             | 7.58%  | 227                   | 6.50%  |
| 7       | Zhaoqing Zhongbang Chemicals Co., Ltd.<br><a href="http://www.zqzhongbang.com/">http://www.zqzhongbang.com/</a><br>86-758-2697045  | 283337             | 5.47%  | 192                   | 5.50%  |
| 8       | Deqing Jixin synthetic Resin Co.,Ltd.<br><a href="http://www.jixin-resin.com/about_en/id/1.html">http://www.jixin-resin.com/about_en/id/1.html</a><br>86-758-7311382         | 268455             | 5.18%  | 197                   | 5.64%  |
| 9       | NANXIONG SONGLIN RESIN CO., LTD<br><a href="http://slresin.com/en/index.asp">http://slresin.com/en/index.asp</a><br>86-751-3889158   | 115200             | 2.22%  | 77                    | 2.20%  |
| 10      | Guangxi Wuzhou Arakawa Chemical Industries, Ltd<br><a href="http://www.gxwzarakawa.com.cn/En_AboutUs.asp">http://www.gxwzarakawa.com.cn/En_AboutUs.asp</a><br>86-774-3830388 | 112104             | 2.16%  | 77                    | 2.20%  |

Chief Editor: Shirley Tang  
E-mail: [rosin@rosinnet.com](mailto:rosin@rosinnet.com)  
Data Source: [www.rosinnet.com](http://www.rosinnet.com)  
China Customs